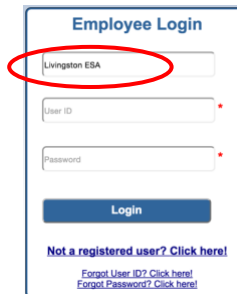


Go to:

hrweb.resa.net/eEmployee

Type:

Livingston ESA.



Employee Login

Livingston ESA

User ID

Password

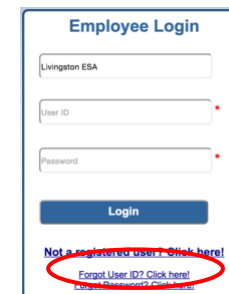
Login

Not a registered user? [Click here!](#)

[Forgot User ID? Click here!](#)
[Forgot Password? Click here!](#)

Click:

Forgot Password? [Click here.](#)



Employee Login

Livingston ESA

User ID

Password

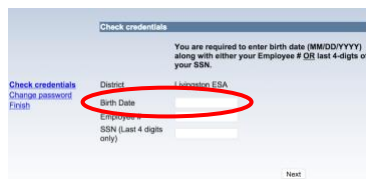
Login

Not a registered user? [Click here!](#)

[Forgot User ID? Click here!](#)
[Forgot Password? Click here!](#)

Date of Birth:

Your date of birth **must** be entered in this format:
MM/DD/YYYY



Check credentials

You are required to enter birth date (MM/DD/YYYY) along with either your Employee # OR last 4-digits of your SSN.

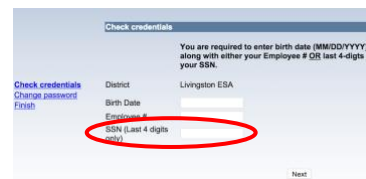
Check credentials District Livingston ESA
Change password
Finish Birth Date

Employee #
SSN (last 4 digits only)

Next

SS Number:

Enter the last 4 digits of your Social Security Number & Next.



Check credentials

You are required to enter birth date (MM/DD/YYYY) along with either your Employee # OR last 4-digits of your SSN.

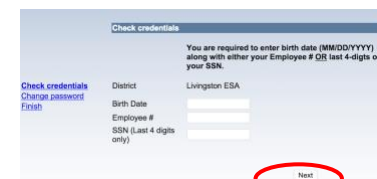
Check credentials District Livingston ESA
Change password
Finish Birth Date

Employee #
SSN (last 4 digits only)

Next

Click

Verify your Username & click Finish.



Check credentials

You are required to enter birth date (MM/DD/YYYY) along with either your Employee # OR last 4-digits of your SSN.

Check credentials District Livingston ESA
Change password
Finish Birth Date

Employee #
SSN (last 4 digits only)

Next